



Accessing the Library from the Main Department Foyer/Reception Entrance (via stairs)

1. Go through the turnstiles to your right as you enter the building (card access required). Then go through the double doors (card access required).




2. Take the stairs to your left and go up two flights to the Mezzanine floor.
3. Go through the double doors to your left.



4. Bear left, following the sign for the Centre for Molecular Informatics, and go through the double doors onto the walkway.




5. Once across the walkway, go down one flight of stairs. The entrance to the library is on the right (card access required).



Accessing the Main Department Foyer/Reception Entrance from the Library (via stairs)

1. Exit the library (press the green button marked 'Exit' to the left of the door) and take the stairs to your left, going up one flight to the Mezzanine level. Then cross the walkway to the main building.



2. Go through the double doors and bear left. Go through the double doors opposite the lift.



3. Take the stairs to your right and go down two flights to the Ground level. Then go right.



4. Go through the double doors, either by scanning your card or pressing the button marked 'Exit' to the right of the doors.
5. Go through the turnstiles (card access required). The exit is on your left.

